



# THE ART OF LUXURY PACKAGING

## Table of Contents

<b>Rome Collection - Style &amp; Elegance</b> .....	<b>2</b>
E01 Single Ring Case .....	3
E02 Small Flap Earring Case .....	3
E03 Flap Earring Case .....	3
E04 Flap Earring Case .....	4
E05 Universal Case .....	4
E06 Bracelet Case .....	5
E07 Necklace Case .....	5
E08 Necklace Case .....	6
E09 Flap Earring Case .....	6
E10 Small Flap Earring Case .....	7
E11 Flap Earring Case .....	7
E12 Pendant Case .....	8
E13 Flap Earring Case .....	8
E14 Pendant Case .....	9
E15 Pendant Case .....	9
E16 Small Bracelet Case .....	10
E18 Cufflink & Two Slits Ring Roll Case .....	10
E19 Stud Earring Wedge Case .....	11
E20 Stud Earring Wedge Case .....	11
E21 Bracelet Case .....	12
E22 Large Bangle Case .....	12



## **ROME COLLECTION - STYLE & ELEGANCE**

**The highest level in luxury these quality handcrafted presentation cases are covered and lined in real leather and suede to help present the finest jewelry pieces contained within at the highest level.**



## E01 SINGLE RING CASE



Part of the **Rome** Collection:

Internal Dimension (in mm): 57 x 55 x 42

Insert soft roll, foam padded, covered soft leather or suede ,fixed in base

*This product is shown with the following customization options:*

A) Outside Cover Material: Blue Real Leather RL611

B/C/D) Tooling: none

E) Front button fastener type: P3/B Big

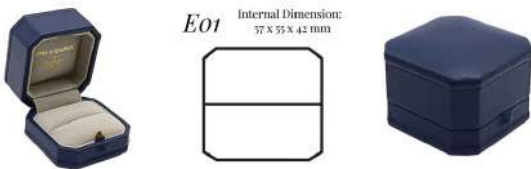
F) Inside lid top pad & joint & fillet in base: Grey Suede Leather RL663

G) Inside Base Pad: Grey Suede Leather RL663

H) Printed Logo Inside Lid: Gold FL02

[Read More](#)

**SKU:** E01



## E02 SMALL FLAP EARRING CASE



Part of the **Rome** Collection:

Internal Dimension (in mm): 52 x 50 x 27

Insert fixed in base, foam padded & on flap, covered soft leather or suede, please confirm if flap is to be slit through leather suede

*This product is shown with the following customization options:*

A) Outside Cover Material: Blue Real Leather RL611

B/C/D) Tooling: none

E) Front button fastener type: P3/B Big

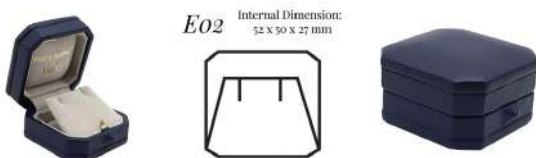
F) Inside lid top pad & joint & fillet in base: Grey Suede Leather RL663

G) Inside Base Pad: Grey Suede Leather RL663

H) Printed Logo Inside Lid: Gold FL02

[Read More](#)

**SKU:** E02



## E03 FLAP EARRING CASE



Part of the **Rome** Collection:

Internal Dimension (in mm): 62 x 90 x 32

Insert fixed in base, foam padded & on flap, covered soft leather or suede flap return, please confirm if suede leather is to be pierced through with hole

*This product is shown with the following customization options:*

A) Outside Cover Material: Red Real Leather RL623

B/C/D) Tooling: none

E) Front button fastener type: P3/B Big

F) Inside lid top pad & joint & fillet in base: Cream Suede Leather RL657

G) Inside Base Pad: Cream Suede Leather RL657

H) Printed Logo Inside Lid: Gold FL02

[Read More](#)

**SKU:** E03

## E04 FLAP EARRING CASE



Part of the **Rome** Collection:

Internal Dimension (in mm): 102 x 100 x 32

Insert fixed in base, foam padded & on flap, covered soft leather or suede flap return, please confirm if suede leather is to be pierced through with hole

*This product is shown with the following customization options:*

A) Outside Cover Material: Green Real Leather RL609

B/C/D) Tooling: none

E) Front button fastener type: P3/B Big

F) Inside lid top pad & joint & fillet in base: Light Grey Suede Leather RL637

G) Inside Base Pad: Light Grey Suede Leather RL637

H) Printed Logo Inside Lid: Gold FL02

[Read More](#)

**SKU:** E04

## E05 UNIVERSAL CASE



Part of the **Rome** Collection:

Internal Dimension (in mm): 102 x 100 x 32

Insert with strap from right hand down left hand, fixed in base, covered soft leather or suede

*This product is shown with the following customization options:*

A) Outside Cover Material: Green Real Leather RL609

B/C/D) Tooling: none

E) Front button fastener type: P3/B Big


F) Inside lid top pad & joint & fillet in base: Light Grey Suede Leather RL637

G) Inside Base Pad: Light Grey Suede Leather RL637

H) Printed Logo Inside Lid: Gold FL02

[Read More](#)

**SKU: E05**



E05 Internal Dimension:  
102 x 100 x 32 mm

## E06 BRACELET CASE



Part of the **Rome** Collection:

Internal Dimension (in mm): 250 x 50 x 30

Inner base wedge insert fixed in base, covered soft leather or suede

*This product is shown with the following customization options:*

A) Outside Cover Material: Purple Real Leather RL631

B/C/D) Tooling: none

E) Front button fastener type: P3/B Big


F) Inside lid top pad & joint & fillet in base: Light Grey Suede Leather RL637

G) Inside Base Pad: Light Grey Suede Leather RL637

H) Printed Logo Inside Lid: Gold FL02

[Read More](#)

**SKU: E06**



E06 Internal Dimension:  
250 x 50 x 30 mm

## E07 NECKLACE CASE



Part of the **Rome** Collection:

Internal Dimension (in mm): 182 x 219 x 36

Inner base lift out pad raised neck, covered soft leather or suede ribbon suede loop, portrait

*This product is shown with the following customization options:*

A) Outside Cover Material: Green Real Leather RL609

B/C/D) Tooling: none

E) Front button fastener type: P3/B Big

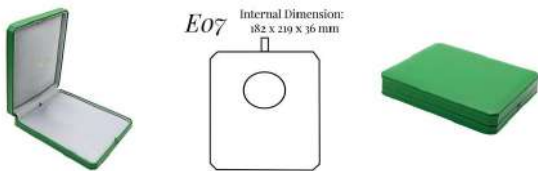
F) Inside lid top pad & joint & fillet in base: Light Grey Suede Leather RL637

G) Inside Base Pad: Light Grey Suede Leather RL637

H) Printed Logo Inside Lid: Gold FL02

[Read More](#)

**SKU: E07**



## E08 NECKLACE CASE



Part of the **Rome** Collection:

Internal Dimension (in mm): 182 x 219 x 36

Inner base raised neck two adjustable strap, covered leather or suede ribbon suede loop, portrait

*This product is shown with the following customization options:*

A) Outside Cover Material: Green Real Leather RL609

B/C/D) Tooling: none

E) Front button fastener type: P3/B Big

F) Inside lid top pad & joint & fillet in base: Light Grey Suede Leather RL637

G) Inside Base Pad: Light Grey Suede Leather RL637

H) Printed Logo Inside Lid: Gold FL02

[Read More](#)

**SKU: E08**



## E09 FLAP EARRING CASE

Part of the **Rome** Collection:

Internal Dimension (in mm): 80 x 65 x 32

Insert fixed in base, foam padded & on flap, covered soft leather or suede, please conform if suede leather is to be pierced through with two hole, landscape

*This product is shown with the following customization options:*

A) Outside Cover Material: Blue Real Leather RL611

B/C/D) Tooling: none

E) Front button fastener type: P3/B Big

F) Inside lid top pad & joint & fillet in base: Grey Suede Leather RL663

G) Inside Base Pad: Grey Suede Leather RL663

H) Printed Logo Inside Lid: Gold FL02

[Read More](#)

**SKU:** E09



## E10 SMALL FLAP EARRING CASE

Part of the **Rome** Collection:

Internal Dimension (in mm): 60 x 40 x 20

Insert fixed in base, foam padded & on flap, covered soft leather or suede, please conform if flap is to be slit through leather suede

*This product is shown with the following customization options:*

A) Outside Cover Material: Red Real Leather RL623

B/C/D) Tooling: none

E) Front button fastener type: P3/B Big

F) Inside lid top pad & joint & fillet in base: Cream Suede Leather RL657

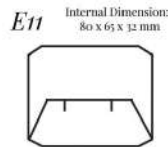
G) Inside Base Pad: Cream Suede Leather RL657

H) Printed Logo Inside Lid: Gold FL02

[Read More](#)

**SKU:** E10





## E11 FLAP EARRING CASE

Part of the **Rome** Collection:

Internal Dimension (in mm): 80 x 65 x 32

Insert lift out, foam padded & on flap, covered soft leather or suede, please conform if flap is to be slit through leather suede

*This product is shown with the following customization options:*

A) Outside Cover Material: Blue Real Leather RL611

B/C/D) Tooling: none

E) Front button fastener type: P3/B Big

F) Inside lid top pad & joint & fillet in base: Grey Suede Leather RL663

G) Inside Base Pad: Grey Suede Leather RL663

H) Printed Logo Inside Lid: Gold FL02

[Read More](#)

**SKU: E11**

## E12 PENDANT CASE

Part of the **Rome** Collection:

Internal Dimension (in mm): 80 x 65 x 32

Insert lift out pad with suede or leather ribbon loop, covered soft leather, top edge slit through suede leather to allow neck chain to slot

*This product is shown with the following customization options:*

A) Outside Cover Material: Blue Real Leather RL611

B/C/D) Tooling: none

E) Front button fastener type: P3/B Big

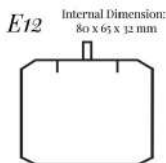
F) Inside lid top pad & joint & fillet in base: Grey Suede Leather RL663

G) Inside Base Pad: Grey Suede Leather RL663

H) Printed Logo Inside Lid: Gold FL02

[Read More](#)

**SKU: E12**





## E13 FLAP EARRING CASE



Part of the **Rome** Collection:

Internal Dimension (in mm): 102 x 100 x 32

Insert lift out pad, foam padded & on flap, covered soft leather or suede, please confirm if suede leather is to be pierced through with slit in

*This product is shown with the following customization options:*

A) Outside Cover Material: Green Real Leather RL609

B/C/D) Tooling: none

E) Front button fastener type: P3/B Big

F) Inside lid top pad & joint & fillet in base: Light Grey Suede Leather RL637

G) Inside Base Pad: Light Grey Suede Leather RL637

H) Printed Logo Inside Lid: Gold FL02

[Read More](#)

**SKU: E13**

## E14 PENDANT CASE



Part of the **Rome** Collection:

Internal Dimension (in mm): 102 x 100 x 32

Lift out pad with suede or leather ribbon loops, covered soft leather or suede, top edge slit through suede leather to allow neck chain to slot in

*This product is shown with the following customization options:*

A) Outside Cover Material: Green Real Leather RL609

B/C/D) Tooling: none

E) Front button fastener type: P3/B Big

F) Inside lid top pad & joint & fillet in base: Light Grey Suede Leather RL637

G) Inside Base Pad: Light Grey Suede Leather RL637

H) Printed Logo Inside Lid: Gold FL02

[Read More](#)

**SKU: E14**

## E15 PENDANT CASE



Part of the **Rome** Collection:

Internal Dimension (in mm): 62 x 90 x 32

Lift out pad with suede or leather ribbon loops, covered soft leather or suede, top edge slit through suede leather to allow neck chain to slot in

*This product is shown with the following customization options:*

A) Outside Cover Material: Red Real Leather RL623

B/C/D) Tooling: none

E) Front button fastener type: P3/B Big

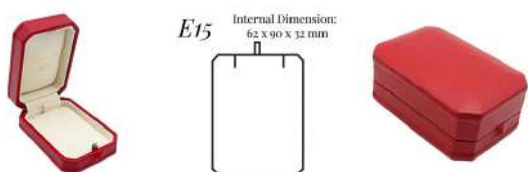
F) Inside lid top pad & joint & fillet in base: Cream Suede Leather RL657

G) Inside Base Pad: Cream Suede Leather RL657

H) Printed Logo Inside Lid: Gold FL02

[Read More](#)

**SKU:** E15



## E16 SMALL BRACELET CASE



Part of the **Rome** Collection:

Internal Dimension (in mm): 222 x 49 x 22

Inner base wedge insert fixed in base, covered soft leather or suede

*This product is shown with the following customization options:*

A) Outside Cover Material: Purple Real Leather RL649

B/C/D) Tooling: none

E) Front button fastener type: P3/B Big

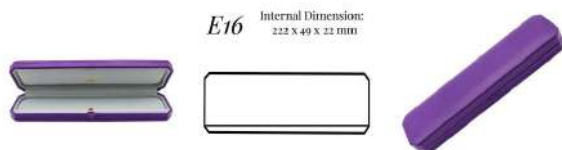
F) Inside lid top pad & joint & fillet in base: Light Grey Suede Leather RL637

G) Inside Base Pad: Light Grey Suede Leather RL637

H) Printed Logo Inside Lid: Gold FL02

[Read More](#)

**SKU:** E16



## E18 CUFFLINK & TWO SLITS RING ROLL CASE



Part of the **Rome** Collection:

Internal Dimension (in mm): 102 x 100 x 32

Insert fixed base, covered soft leather or suede

*This product is shown with the following customization options:*

A) Outside Cover Material: Red Real Leather RL623

B/C/D) Tooling: none

E) Front button fastener type: P3/B Big

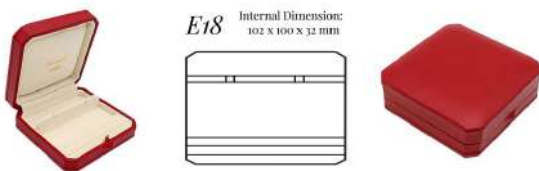
F) Inside lid top pad & joint & fillet in base: Cream Suede Leather RL657

G) Inside Base Pad: Cream Suede Leather RL657

H) Printed Logo Inside Lid: Gold FL02

[Read More](#)

**SKU: E18**



**E18** Internal Dimension:  
102 x 100 x 32 mm

## E19 STUD EARRING WEDGE CASE



Part of the **Rome** Collection:

Internal Dimension (in mm): 80 x 65 x 32

Insert lift out, covered soft leather or suede with ribbon soft leather or suede, cut holes on top

*This product is shown with the following customization options:*

A) Outside Cover Material: Blue Real Leather RL611

B/C/D) Tooling: none

E) Front button fastener type: P3/B Big

F) Inside lid top pad & joint & fillet in base: Grey Suede Leather RL663

G) Inside Base Pad: Grey Suede Leather RL663

H) Printed Logo Inside Lid: Gold FL02

[Read More](#)

**SKU: E19**



**E19** Internal Dimension:  
80 x 65 x 32 mm

## E20 STUD EARRING WEDGE CASE



Part of the **Rome** Collection:

Internal Dimension (in mm): 62 x 90 x 32

Insert lift out, covered soft leather or suede with ribbon soft leather or suede, cut holes on top

*This product is shown with the following customization options:*

A) Outside Cover Material: Red Real Leather RL623

B/C/D) Tooling: none

E) Front button fastener type: P3/B Big

F) Inside lid top pad & joint & fillet in base: Cream Suede Leather RL657

G) Inside Base Pad: Cream Suede Leather RL657

H) Printed Logo Inside Lid: Gold FL02

[Read More](#)

**SKU: E20**



E20 Internal Dimension:  
62 x 90 x 32 mm

## E21 BRACELET CASE



Part of the **Rome** Collection:

Internal Dimension (in mm): 104 x 101 x 56

Insert with band to hold bracelet covered soft leather or suede, fixed in base

*This product is shown with the following customization options:*

A) Outside Cover Material: Red Real Leather RL623

B/C/D) Tooling: none

E) Front button fastener type: P3/B Big

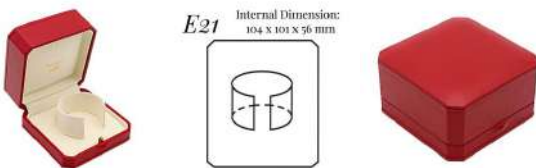
F) Inside lid top pad & joint & fillet in base: Cream Suede Leather RL657

G) Inside Base Pad: Cream Suede Leather RL657

H) Printed Logo Inside Lid: Gold FL02

[Read More](#)

**SKU: E21**



E21 Internal Dimension:  
104 x 101 x 56 mm

## E22 LARGE BANGLE CASE



Part of the **Rome** Collection:

Internal Dimension (in mm): 124 x 121 x 92

With cushion insert, covered soft leather or suede

*This product is shown with the following customization options:*

A) Outside Cover Material: Blue Real Leather RL611

B/C/D) Tooling: none

E) Front button fastener type: P3/B

F) Inside lid top pad & joint & fillet in base: Grey Suede Leather RL663

G) Inside Base Pad: Grey Suede Leather RL663

H) Printed Logo Inside Lid: Gold FL02

[Read More](#)

**SKU: E22**



**E22** Internal Dimension:  
124 x 121 x 92 mm

