



THE ART OF LUXURY PACKAGING

Table of Contents

E01 Single Ring Case	3
E02 Small Flap Earring Case	3
E03 Flap Earring Case	3
E04 Flap Earring Case	4
E05 Universal Jewellery Case	4
E06 Bracelet Case	5
E07 Necklace Case	5
E08 Necklace Case	6
E09 Flap Earring Case	6
E10 Small Flap Earring Case	7
E11 Flap Earring Case	7
E12 Pendant Case	8
E13 Flap Earring Case	8
E14 Pendant Case	9
E15 Pendant Case	9
E16 Small Bracelet Case	10
E18 Two Slits Ring Roll & Cufflinks Case	10
E19 Wedge Stud Earring Case	11
E20 Wedge Stud Earring Case	11
E21 Bracelet Case	12
E22 Large Bangle Case	12
E23 Stud Flap Earring Case	13
E24 Bracelet Case	13

HiPC

Luxury Jewellery Boxes & Display

ROME COLLECTION

The highest level in luxury these quality handcrafted presentation cases are covered and lined in real leather and suede to help present the finest jewelry pieces contained within at the highest level.



E01 SINGLE RING CASE

Part of the **Rome** Collection, Style and Elegance:

Internal Dimension (in mm): 57 x 55 x 42

Ring Case with Insert soft roll, foam padded, covered soft leather or suede ,fixed in base

This Jewel Box is shown with the following customization options:

A) Outside Cover Material: Blue Real Leather RL611

B/C/D) Tooling: none

E) Front button fastener type: P3/B Big

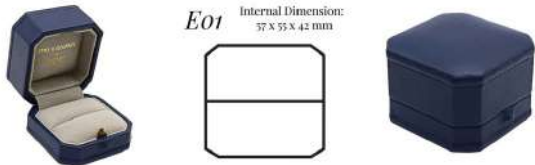
F) Inside lid top pad & joint & fillet in base: Grey Suede Leather RL663

G) Inside Base Pad: Grey Suede Leather RL663

H) Printed Logo Inside Lid: Gold FL02

[Read More](#)

SKU: E01



E02 SMALL FLAP EARRING CASE

Part of the **Rome** Collection, Style and Elegance:

Internal Dimension (in mm): 52 x 50 x 27

Earring Case with Insert fixed in base, foam padded & on flap, covered soft leather or suede, please confirm if flap is to be slit through leather suede

This jewel box is shown with the following customization options:

A) Outside Cover Material: Blue Real Leather RL611

B/C/D) Tooling: none

E) Front button fastener type: P3/B Big

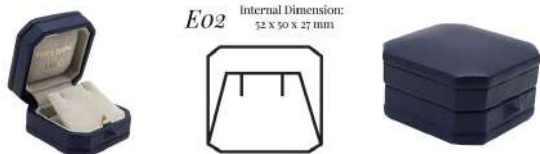
F) Inside lid top pad & joint & fillet in base: Grey Suede Leather RL663

G) Inside Base Pad: Grey Suede Leather RL663

H) Printed Logo Inside Lid: Gold FL02

[Read More](#)

SKU: E02



E03 FLAP EARRING CASE



Part of the **Rome** Collection, Style and Elegance:

Internal Dimension (in mm): 62 x 90 x 32

Earring Case with Insert fixed in base, foam padded & on flap, covered soft leather or suede flap return, please confirm if suede leather is to be pierced through with hole

This Jewel Box is shown with the following customization options:

A) Outside Cover Material: Red Real Leather RL623

B/C/D) Tooling: none

E) Front button fastener type: P3/B Big

F) Inside lid top pad & joint & fillet in base: Cream Suede Leather RL657

G) Inside Base Pad: Cream Suede Leather RL657

H) Printed Logo Inside Lid: Gold FL02

[Read More](#)

SKU: E03

E04 FLAP EARRING CASE



Part of the **Rome** Collection, Style and Elegance:

Internal Dimension (in mm): 102 x 100 x 32

Earring Case with Insert fixed in base, foam padded & on flap, covered soft leather or suede flap return, please confirm if suede leather is to be pierced through with hole

This Jewel Box is shown with the following customization options:

A) Outside Cover Material: Green Real Leather RL609

B/C/D) Tooling: none

E) Front button fastener type: P3/B Big

F) Inside lid top pad & joint & fillet in base: Light Grey Suede Leather RL637

G) Inside Base Pad: Light Grey Suede Leather RL637

H) Printed Logo Inside Lid: Gold FL02

[Read More](#)

SKU: E04

E05 UNIVERSAL JEWELLERY CASE




Part of the **Rome** Collection, Style and Elegance:
Internal Dimension (in mm): 102 x 100 x 32
Jewellery Case with Insert with strap from right hand down left hand, fixed in base, covered soft leather or suede

This jewel box is shown with the following customization options:

- A) Outside Cover Material: Green Real Leather RL609
- B/C/D) Tooling: none
- E) Front button fastener type: P3/B Big
- F) Inside lid top pad & joint & fillet in base: Light Grey Suede Leather RL637
- G) Inside Base Pad: Light Grey Suede Leather RL637
- H) Printed Logo Inside Lid: Gold FL02

[Read More](#)

SKU: E05



E06 BRACELET CASE




Part of the **Rome** Collection, Style and Elegance:
Internal Dimension (in mm): 250 x 50 x 30
Bracelet Case: Inner base wedge insert fixed in base, covered soft leather or suede

This jewel box is shown with the following customization options:

- A) Outside Cover Material: Purple Real Leather RL631
- B/C/D) Tooling: none
- E) Front button fastener type: P3/B Big
- F) Inside lid top pad & joint & fillet in base: Light Grey Suede Leather RL637
- G) Inside Base Pad: Light Grey Suede Leather RL637
- H) Printed Logo Inside Lid: Gold FL02

[Read More](#)

SKU: E06



E07 NECKLACE CASE



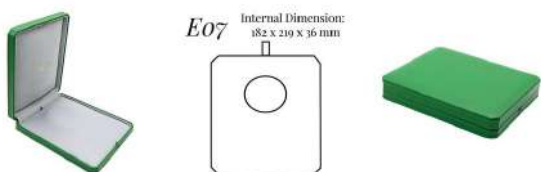
Part of the **Rome** Collection, Style and Elegance:
Internal Dimension (in mm): 182 x 219 x 36
Inner base lift out pad raised neck for the Necklace Case,
covered soft leather or suede ribbon suede loop, portrait

This Jewel Box is shown with the following customization options:

- A) Outside Cover Material: Green Real Leather RL609
- B/C/D) Tooling: none
- E) Front button fastener type: P3/B Big
- F) Inside lid top pad & joint & fillet in base: Light Grey Suede Leather RL637
- G) Inside Base Pad: Light Grey Suede Leather RL637
- H) Printed Logo Inside Lid: Gold FL02

[Read More](#)

SKU: E07



E08 NECKLACE CASE



Part of the **Rome** Collection, Style and Elegance:
Internal Dimension (in mm): 182 x 219 x 36
Necklace Case with inner base raised neck, two adjustable
strap, covered leather or suede ribbon suede loop, portrait

This Jewel Box is shown with the following customization options:

- A) Outside Cover Material: Green Real Leather RL609
- B/C/D) Tooling: none
- E) Front button fastener type: P3/B Big
- F) Inside lid top pad & joint & fillet in base: Light Grey Suede Leather RL637
- G) Inside Base Pad: Light Grey Suede Leather RL637
- H) Printed Logo Inside Lid: Gold FL02

[Read More](#)

SKU: E08



E09 FLAP EARRING CASE

Part of the **Rome** Collection, Style and Elegance:

Internal Dimension (in mm): 80 x 65 x 32

Earring Case with Insert fixed in base, foam padded & on flap, covered soft leather or suede, please conform if suede leather is to be pierced through with two hole, landscape

This Jewel Box is shown with the following customization options:

A) Outside Cover Material: Blue Real Leather RL611

B/C/D) Tooling: none

E) Front button fastener type: P3/B Big

F) Inside lid top pad & joint & fillet in base: Grey Suede Leather RL663

G) Inside Base Pad: Grey Suede Leather RL663

H) Printed Logo Inside Lid: Gold FL02

[Read More](#)

SKU: E09



E10 SMALL FLAP EARRING CASE

Part of the **Rome** Collection, Style and Elegance:

Internal Dimension (in mm): 60 x 40 x 20

Earring Case with Insert fixed in base, foam padded & on flap, covered soft leather or suede, please conform if flap is to be slit through leather suede

This Jewel Box is shown with the following customization options:

A) Outside Cover Material: Red Real Leather RL623

B/C/D) Tooling: none

E) Front button fastener type: P3/B Big

F) Inside lid top pad & joint & fillet in base: Cream Suede Leather RL657

G) Inside Base Pad: Cream Suede Leather RL657

H) Printed Logo Inside Lid: Gold FL02

[Read More](#)

SKU: E10



E11 FLAP EARRING CASE



Part of the **Rome** Collection, Style and Elegance:

Internal Dimension (in mm): 80 x 65 x 32

Earring Case: Insert lift out, foam padded & on flap, covered soft leather or suede, please conform if flap is to be slit through leather suede

This Jewel Box is shown with the following customization options:

A) Outside Cover Material: Blue Real Leather RL611

B/C/D) Tooling: none

E) Front button fastener type: P3/B Big

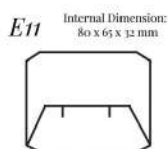
F) Inside lid top pad & joint & fillet in base: Grey Suede Leather RL663

G) Inside Base Pad: Grey Suede Leather RL663

H) Printed Logo Inside Lid: Gold FL02

[Read More](#)

SKU: E11



E12 PENDANT CASE



Part of the **Rome** Collection, Style and Elegance:

Internal Dimension (in mm): 80 x 65 x 32

Pendant Case: Insert lift out pad with suede or leather ribbon loop, covered soft leather, top edge slit through suede leather to allow neck chain to slot

This Jewel Box is shown with the following customization options:

A) Outside Cover Material: Blue Real Leather RL611

B/C/D) Tooling: none

E) Front button fastener type: P3/B Big

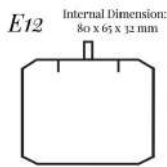
F) Inside lid top pad & joint & fillet in base: Grey Suede Leather RL663

G) Inside Base Pad: Grey Suede Leather RL663

H) Printed Logo Inside Lid: Gold FL02

[Read More](#)

SKU: E12



E13 FLAP EARRING CASE

Part of the **Rome** Collection, Style and Elegance:

Internal Dimension (in mm): 102 x 100 x 32

Earring Case: Insert lift out pad, foam padded & on flap, covered soft leather or suede, please confirm if suede leather is to be pierced through with slit in

This Jewel Box is shown with the following customization options:

A) Outside Cover Material: Green Real Leather RL609

B/C/D) Tooling: none

E) Front button fastener type: P3/B Big

F) Inside lid top pad & joint & fillet in base: Light Grey Suede Leather RL637

G) Inside Base Pad: Light Grey Suede Leather RL637

H) Printed Logo Inside Lid: Gold FL02

[Read More](#)

SKU: E13



E14 PENDANT CASE

Part of the **Rome** Collection, Style and Elegance:

Internal Dimension (in mm): 102 x 100 x 32

Pendant Case: Lift out pad with suede or leather ribbon loops, covered soft leather or suede, top edge slit through suede leather to allow neck chain to slot in

This jewel box is shown with the following customization options:

A) Outside Cover Material: Green Real Leather RL609

B/C/D) Tooling: none

E) Front button fastener type: P3/B Big

F) Inside lid top pad & joint & fillet in base: Light Grey Suede Leather RL637

G) Inside Base Pad: Light Grey Suede Leather RL637

H) Printed Logo Inside Lid: Gold FL02

[Read More](#)

SKU: E14



E15 PENDANT CASE



Part of the **Rome** Collection, Style and Elegance:

Internal Dimension (in mm): 62 x 90 x 32

Pendant Case: Lift out pad with suede or leather ribbon loops, covered soft leather or suede, top edge slit through suede leather to allow neck chain to slot in

This Jewel Box is shown with the following customization options:

A) Outside Cover Material: Red Real Leather RL623

B/C/D) Tooling: none

E) Front button fastener type: P3/B Big

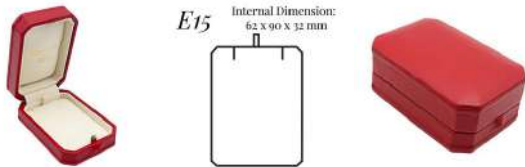
F) Inside lid top pad & joint & fillet in base: Cream Suede Leather RL657

G) Inside Base Pad: Cream Suede Leather RL657

H) Printed Logo Inside Lid: Gold FL02

[Read More](#)

SKU: E15



E16 SMALL BRACELET CASE



Part of the **Rome** Collection, Style and Elegance:

Internal Dimension (in mm): 222 x 49 x 22

Bracelet Case, Inner base wedge insert fixed in base, covered soft leather or suede

This Jewel Box is shown with the following customization options:

A) Outside Cover Material: Purple Real Leather RL649

B/C/D) Tooling: none

E) Front button fastener type: P3/B Big

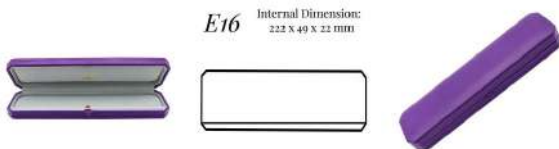
F) Inside lid top pad & joint & fillet in base: Light Grey Suede Leather RL637

G) Inside Base Pad: Light Grey Suede Leather RL637

H) Printed Logo Inside Lid: Gold FL02

[Read More](#)

SKU: E16



E18 TWO SLITS RING ROLL & CUFFLINKS CASE



Part of the **Rome** Collection, Style and Elegance:
Internal Dimension (in mm): 102 x 100 x 32
Ring Roll & Cufflinks Case with Insert fixed base, covered soft leather or suede

This Jewel Box is shown with the following customization options:

- A) Outside Cover Material: Red Real Leather RL623
- B/C/D) Tooling: none
- E) Front button fastener type: P3/B Big
- F) Inside lid top pad & joint & fillet in base: Cream Suede Leather RL657
- G) Inside Base Pad: Cream Suede Leather RL657
- H) Printed Logo Inside Lid: Gold FL02

[Read More](#)

SKU: E18



E19 WEDGE STUD EARRING CASE



Part of the **Rome** Collection, Style and Elegance:
Internal Dimension (in mm): 80 x 65 x 32
Earring Case with Insert lift out, covered soft leather or suede with ribbon soft leather or suede, cut holes on top

This Jewel Box is shown with the following customization options:

- A) Outside Cover Material: Blue Real Leather RL611
- B/C/D) Tooling: none
- E) Front button fastener type: P3/B Big
- F) Inside lid top pad & joint & fillet in base: Grey Suede Leather RL663
- G) Inside Base Pad: Grey Suede Leather RL663
- H) Printed Logo Inside Lid: Gold FL02

[Read More](#)

SKU: E19



E20 WEDGE STUD EARRING CASE



Part of the **Rome** Collection, Style and Elegance:

Internal Dimension (in mm): 62 x 90 x 32

Earring Case with Insert lift out, covered soft leather or suede with ribbon soft leather or suede, cut holes on top

This Jewel Box is shown with the following customization options:

A) Outside Cover Material: Red Real Leather RL623

B/C/D) Tooling: none

E) Front button fastener type: P3/B Big

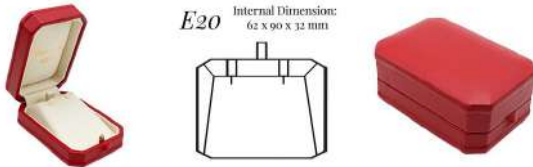
F) Inside lid top pad & joint & fillet in base: Cream Suede Leather RL657

G) Inside Base Pad: Cream Suede Leather RL657

H) Printed Logo Inside Lid: Gold FL02

[Read More](#)

SKU: E20



E21 BRACELET CASE



Part of the **Rome** Collection, Style and Elegance:

Internal Dimension (in mm): 104 x 101 x 56

Bracelet Case: Insert with band to hold bracelet covered soft leather or suede, fixed in base

This Jewel Box is shown with the following customization options:

A) Outside Cover Material: Red Real Leather RL623

B/C/D) Tooling: none

E) Front button fastener type: P3/B Big

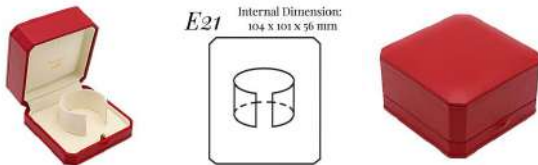
F) Inside lid top pad & joint & fillet in base: Cream Suede Leather RL657

G) Inside Base Pad: Cream Suede Leather RL657

H) Printed Logo Inside Lid: Gold FL02

[Read More](#)

SKU: E21



E22 LARGE BANGLE CASE



Part of the **Rome** Collection, Style and Elegance:

Internal Dimension (in mm): 124 x 121 x 92

Bangle Case with cushion insert, covered soft leather or suede

This Jewel Box is shown with the following customization options:

A) Outside Cover Material: Blue Real Leather RL611

B/C/D) Tooling: none

E) Front button fastener type: P3/B

F) Inside lid top pad & joint & fillet in base: Grey Suede Leather RL663

G) Inside Base Pad: Grey Suede Leather RL663

H) Printed Logo Inside Lid: Gold FL02

[Read More](#)

SKU: E22



E22 Internal Dimension:
124 x 121 x 92 mm

E23 STUD FLAP EARRING CASE



Part of the **Rome** Collection, Style and Elegance:

Internal Dimension (in mm): 52 x 50 x 27

Stud Flap Earring Case with foam padded lift out insert, covered with soft leather or suede. Flap can be slit through or with hole only.

This Jewel Box is shown with the following customization options:

A) Outside Cover Material: Purple Glove Leather RL649

B/C/D) Tooling: none

E) Front button fastener type: P3/B

F) Inside lid top pad & joint & fillet in base: Beige Fauxsuede FL1615

G) Inside Base Pad: Beige Fauxsuede FL1615

H) Printed Logo Inside Lid: Gold FL02

[Read More](#)

SKU: E23



E23 Internal Dimension:
52 x 50 x 27 mm

E24 BRACELET CASE



Part of the **Rome** Collection, Style and Elegance:

Internal Dimension (in mm): 250 x 50 x 30

Bracelet Case: Inner base pad insert fixed in base with tin clips to hold bracelet in place, covered with soft leather or suede

This jewel box is shown with the following customization options:

A) Outside Cover Material: Blue Real Leather RL611

B/C/D) Tooling: none

E) Front button fastener type: P3/B Big

F) Inside lid top pad & joint & fillet in base: Beige Suede Leather RL636

G) Inside Base Pad: Beige Suede Leather RL636

H) Printed Logo Inside Lid: Gold FL02

[Read More](#)

SKU: E24



E24 Internal Dimension:
250 x 50 x 30 mm